



DEPARTMENT OF REGULATORY AND ECONOMIC RESOURCES (RER)
BOARD AND CODE ADMINISTRATION DIVISION

MIAMI-DADE COUNTY
PRODUCT CONTROL SECTION
11805 SW 26 Street, Room 208
Miami, Florida 33175-2474
T (786) 315-2590 F (786) 315-2599

NOTICE OF ACCEPTANCE (NOA)

www.miamidade.gov/economy

SRS Distribution Inc.
7440 S. Hwy 121
McKinney, TX 75070

SCOPE:

This NOA is being issued under the applicable rules and regulations governing the use of construction materials. The documentation submitted has been reviewed and accepted by Miami-Dade County RER -Product Control Section to be used in Miami-Dade County and other areas where allowed by the Authority Having Jurisdiction (AHJ).

This NOA shall not be valid after the expiration date stated below. The Miami-Dade County Product Control Section (in Miami-Dade County) and/or the AHJ (in areas other than Miami-Dade County) reserve the right to have this product or material tested for quality assurance purposes. If this product or material fails to perform in the accepted manner, the manufacturer will incur the expense of such testing and the AHJ may immediately revoke, modify, or suspend the use of such product or material within their jurisdiction. RER reserves the right to revoke this acceptance, if it is determined by Miami-Dade County Product Control Section that this product or material fails to meet the requirements of the applicable building code.

This product is approved as described herein, and has been designed to comply with the Florida Building Code including the High Velocity Hurricane Zone of the Florida Building Code.

DESCRIPTION: TopShield® TSBIB-14 & TSBEB-14 Whirlybirds

LABELING: Each unit shall bear a permanent label with the manufacturer's name or logo, city, state and following statement: "Miami-Dade County Product Control Approved", unless otherwise noted herein.

RENEWAL of this NOA shall be considered after a renewal application has been filed and there has been no change in the applicable building code negatively affecting the performance of this product.

TERMINATION of this NOA will occur after the expiration date or if there has been a revision or change in the materials, use, and/or manufacture of the product or process. Misuse of this NOA as an endorsement of any product, for sales, advertising or any other purposes shall automatically terminate this NOA. Failure to comply with any section of this NOA shall be cause for termination and removal of NOA.

ADVERTISEMENT: The NOA number preceded by the words Miami-Dade County, Florida, and followed by the expiration date may be displayed in advertising literature. If any portion of the NOA is displayed, then it shall be done in its entirety.

INSPECTION: A copy of this entire NOA shall be provided to the user by the manufacturer or its distributors and shall be available for inspection at the job site at the request of the Building Official.

This NOA renews NOA 20-1112.02 consists of pages 1 through 5.
The submitted documentation was reviewed by Rafael Macedo.

09/18/25



NOA No.: 25-0820.02
Expiration Date: 12/22/30
Approval Date: 09/18/25
Page 1 of 5

ROOFING COMPONENT APPROVAL

Category: Roofing
Sub-Category: Ventilation
Type: Turbine
Materials Aluminum
Deck Wood

TRADE NAMES OF PRODUCTS MANUFACTURED OR LABELED BY APPLICANT:

<u>Product</u>	<u>Dimensions</u>	<u>Test Specification</u>	<u>Product Description</u>
TopShield®	22" wide at base 17-3/4" high	TAS 100(A)	14" diameter opening, wind
TSBIB-14	Base 0.0253" thick		driven turbine ventilation system.
&TSBEB-14	Elbow & Dome 0.032" thick		
Whirlybirds	Vanes 0.025" thick		
	Rotor Band 0.0305" thick		
	Extrusions 0.125" thick		

MANUFACTURING LOCATION

1 Jacksonville, AR

EVIDENCE SUBMITTED

<u>Test Agency</u>	<u>Test Identifier</u>	<u>Description</u>	<u>Date</u>
PRI Asphalt Technologies, Inc.	LOM-019-02-01	TAS 100(A)	09/01/10
Intertek	L1413.01-801-18-R0	TAS 100(A)	08/07/20

APPROVED ASSEMBLY:

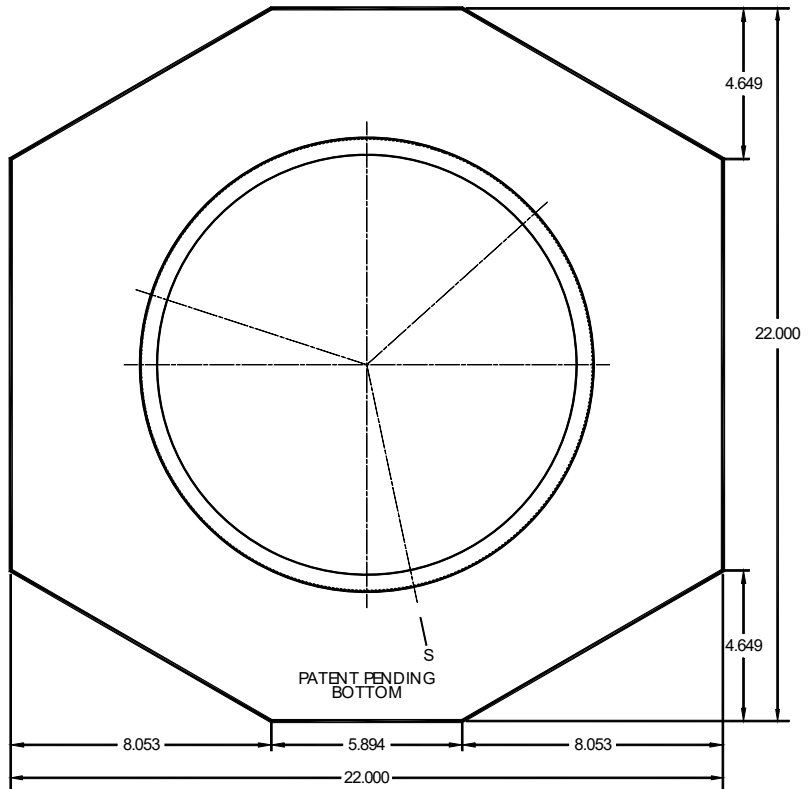
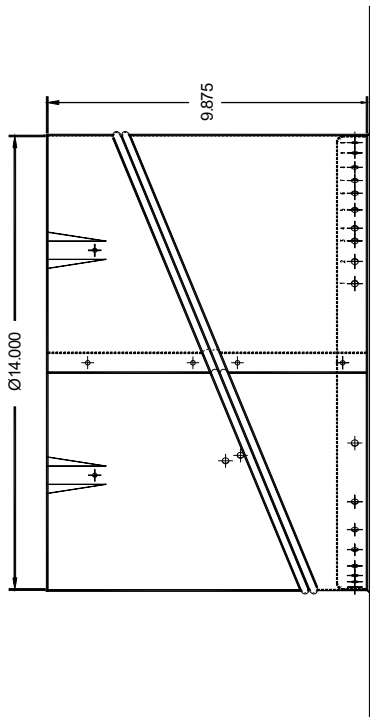
- System Type A:** Mechanical attachment of turbine vent over composite shingles
- Cutout:** At chosen location (see instructions for proper placement) and centered between two roof rafters, cut a 14" diameter hole through shingles and sheathing boards. Seal around top and sides of hole with approved roofing cement.
- Installation:** Determine roof pitch in compliance with instructions and align roof pitch number on elbow with indicator line on flashing. Place three short screws through holes that line up with pre-drilled holes in base.
Place mounting base unit flat on the shingles on its flashing, and coat underside of base flashing with roofing cement. In its pitch-adjusted position, carefully slide upper half of flashing up roof beneath shingles previously rolled back until base is centered over cutout. Rolling back the shingles where necessary, and rechecking pitch setting for vertical alignment, secure the base unit to the roof deck with a minimum of fourteen ring shank roofing nails, equally spaced, approximately 3/4" from edge of base per detail drawing "Base". Nails shall be of sufficient length to penetrate through roof sheathing a minimum of 1/2". Apply roofing cement to underside of shingles overlapping flashing, and press them down onto the flashing. Rotate top of elbow to level position by turning counterclockwise. Place locking clamp across seam and tighten as shown in instructions with approved sheet metal screw. Seal all seams and nails with approved roofing cement.
Position the turbine head on elbow/the base assembly. Line up the pre-drilled holes in the brackets and base and fasten with approved long sheet metal screws.
After installation, verify that whirlybird turns freely. If necessary, minor adjustment may be made by gently prying lowest point of the turbine head upward to remove any wobble.
- Net Free Area:** Refer to manufacturers published literature.
- Slope:** Minimum 2" on 12"

LIMITATIONS:

1. Refer to applicable building codes for required ventilation.
2. This acceptance is for installations over asphaltic shingle or low slope roofing.
3. TopShield® TSBIB-14 & TSBEB-14 Whirlybirds turbine roof ventilators shall not be installed on roof mean heights greater than 33 ft
4. All approved products listed herein shall be labeled and shall bear the imprint or identifiable marking of the manufacturer's name or logo, city and state of manufacturing facility, and following statement: "Miami-Dade County Product Control Approved" or the Miami-Dade County Product Control Seal as shown below.

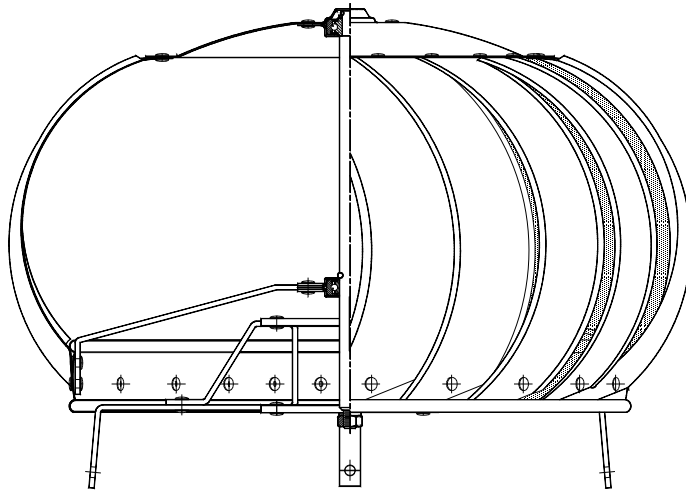
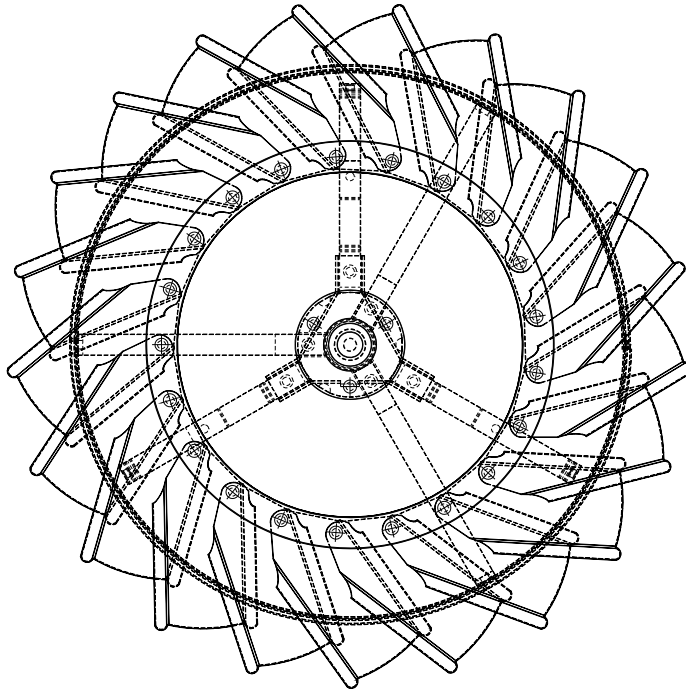


DETAIL DRAWINGS



Base

DETAILED DRAWINGS (CONTINUED)



**TopShield® TSBIB-14 &
TSBEB-14 Whirlybirds**

END OF THIS ACCEPTANCE